



KAHUNA
BRACE™



MANAMED™

Patent No. 10,123,899



The Kahuna Brace provides support for shoulder surgeries in a universal multiple configuration brace. Suitable for all shoulder surgeries as well as conservative care of shoulder injuries. The Kahuna Brace is your new go to shoulder brace for all your clinical needs.

Features and Benefits

- Sized universal
- Low-profile design
- True Airplane or Gunslinger alignment
- Two step application
- Multiple abduction angles
- Extreme external rotation

Indications for Use

- Rotator cuff repairs
- SLAP repairs
- Bankart repairs
- Massive rotator cuffs
- Anterior Subluxation
- Joint Reconstruction
- Instability cases
- Bicep Tenotomy

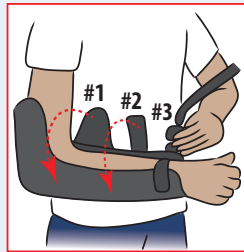


Kahuna Brace Fitting Instructions:

The Kahuna Brace is universal and can be applied to the right or the left side of the patient. When properly applied, the Kahuna Brace can achieve various abduction angles from 30 to 90 degrees.

Application of the Kahuna Brace:

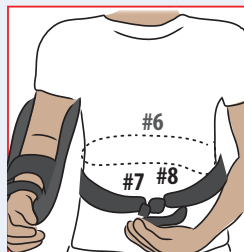
1. Open velcro strap #1 and #2, also open buckle #3 on the arm sling. Place arm in the brace and secure both velcro strap #1 & #2 comfortably around arm. To fit your arm into the sling you can fold the sling along the pre folded point under the arm sling buckle #3.



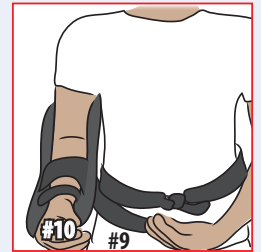
2. Place shoulder belt #4 around the opposite shoulder and adjust the sling #5 to fit comfortably around the shoulder.



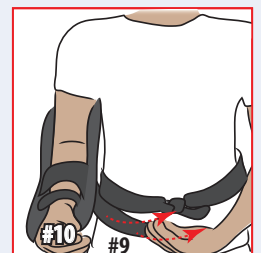
3. Position the back support pad #6 in the middle of the patients back. Then adjust the torso strap by adjusting the belt loop #7 which is at the base of the buckle #8.



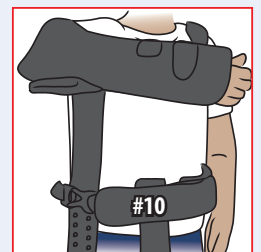
4. Position the abduction toggle bar #9 on the injured side of the body and position the moldable arm bar #10 pointing forward.



5. Adjust the abduction toggle bar #9 and the moldable arm bar #10 to desired position. Increase abduction by pulling the abduction toggle bar #9 towards the body.



6. To adjust the Kahuna brace into Airplane position, attach the L Bar (airplane bar), remove the foam padding at the back of the moldable arm band #10 and there are 2 holes to insert the L Bar. Insert 2 screws (provided with Allen wrench)



Order information

Part Number: KB001

Size: Universal

Patent No. 10,123,899

5240 W. Charleston Blvd.,

Las Vegas, NV 89146

www.ManaMed.com

How to order

Email: orders@manamed.net, Fax: 888-508-0712, Call: 888-508-0712



MANAMED™